

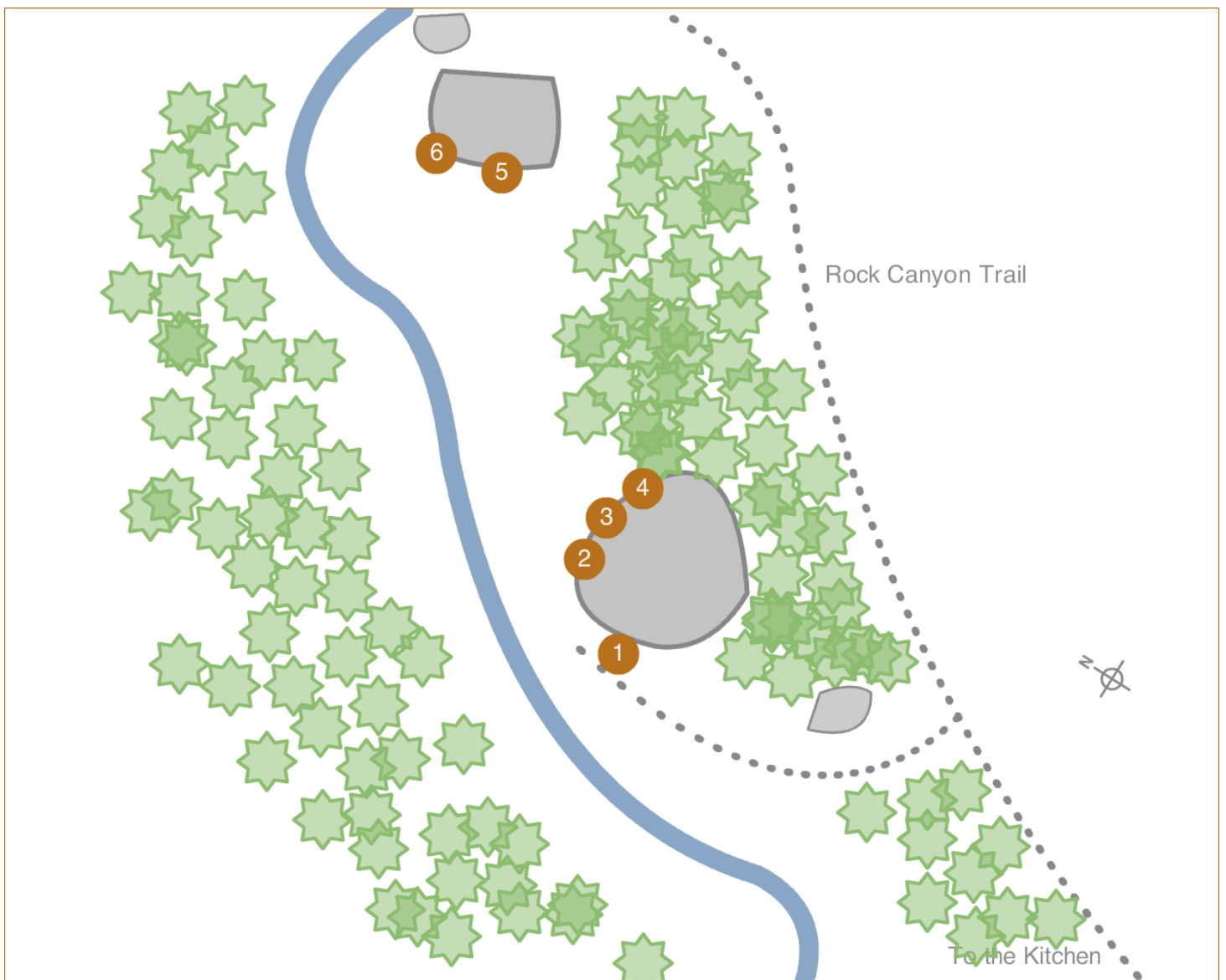
# Pocket Boulder

The Pocket boulder is hidden in the stream bed. It has a fantastic pocketed face with a great top out, bring a few pads though cause the landing is comprised of large rocks.

## Pocket Boulder's Approach

When you reach the gate on the trail keep hiking, the trail then bends to the right and comes back bending left. As you continue up the trail within the next 50-75ft you should see a few small trails going down into the riverbed on your left side. Once in the riverbed walk upstream and it will be on your right.

## Pocket Boulder's Topo



## Pocket Boulder's Problems

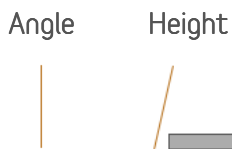
### 1. Blast Off V6

Sit down start on right side of boulder, head straight up face on pockets.  
Fun and easy top out.



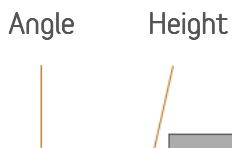
### 2. Pocket Rocket V1

Climbs up center of boulder moving slightly right as you go.



### 3. Travesty V3

Starts on the very left side of the boulder, on two side pulls. Traverse right all the way around the boulder until you are standing on the rock with the water meter. Watch out for sharp holds.



### 4. Left Side Slab V0

### 5. Short Problem V0

### 6. Another Short Problem V1